chelsea

100156032 - N199999364
100164434 - N100000031

SMART BOX
TERMO

noken
PORCELANOSA Grupo
Ctra. Villarreal-Puebla de Arenoso (CV-20) km. 2
P.O./box 372 - 12540 Villarreal (Castellón) Spain
Tel: +34 964 50 64 50 _ Fax: +34 964 50 67 92 _ www.noken.com _ noken@noken.com

Antes de la instalación y la puesta en funcionamiento

¡Cuidado! Los tubos de alimentación tienen que ser enjuagados escrupulosamente antes de instalar el dispositivo de manera que no haya virutas, residuos de soldadura o cáñamo u otras impurezas al interior de los tubos. A través de los tubos no perfectamente enjuagados o de la red hídrica general pueden entrar en el dispositivo unos cuerpos extraños que pueden dañar guarniciones/juntas tóricas.

Les recomendamos por lo tanto que instalen los filtros en la planta general también.

Recomendamos instalar valvulas reductoras de presion para presiones superiores a las indicadas en la tabla de datos tecnicos.

-El respeto de dichas indicaciones, mantiene los derechos de garantia, garantiza las caracteristicas declaradas de los productos y asegura su perfecta fiabilidad.

Before installation and setting to work.

Attention! The feeding pipes have to be rinsed carefully before the installation of the device so that there won't remain shavings, sealing or hemp residues, or other impurities inside the pipes. Through pipes not thoroughly rinsed or through the general water network, in the device foreign bodies can enter that could damage gaskets /o-ring.

So filters should be installed also on the general system.

We recommend the installation of pressure reducing valves for pressures superior than those indicated in the technical data table.

-Respecting this indications, will mantain the warranty rights, ensures the declared properties of the products and warrant the complete reliability.

Avant l'installation et la mise en fonction.

Attention! Les tuyaux d'alimentation doivent être rincés avec soin avant l'installation du dispositif, de sorte que ils ne restent pas de copeaux, des restes de soudage ou de chanvre, ou d'autres impuretés à l'intérieur des tuyaux. A travers les conduites non rincées à fond ou à travers le réseau hydrique général, dans le dispositif peuvent entrer des corps étrangers à même de détériorer les gaines/o-ring.

On recommande ainsi d'installer des filtres également sur le système général.

Nous recammandons d'installer les réducteurs de pression pour des pressions supérieures à indiquées dans le tableau des données techniques.

-Le respect de ces indications, assure les droits de garantie, garantit les caractéristiques déclarees des producits et il en assure la complète fiabilité.

Antes da instalação e colocada em funcionamento

Cuidado! Os tubos de alimentação têm que ser cuidadosamente lavados, antes de se instalar o dispositivo de maneira a que não haja chips, resíduos de solda ou canhâmo ou outras impurezas no interior dos tubos. Através dos tubos que não estejam cuidadosamente lavados ou através da rede de água geral, podem entrar no dispositivo corpos estranhos que podem danificar as juntas /o-rings.

Recomendamos por isso que se instalem filtros também na planta geral

Recomendamos a instalação de válvulas redutoras de pressão acima indicados nas pressões da tabela de dados técnicos

Com o cumprimento destas instruções, a garantia permanece, garante as características declaradas dos produtos e garante sua perfeita confiança

- Lea atentamente estas instrucciones antes de comenzar la instalación.
- Compruebe el producto por si faltasen piezas o estuviesen dañadas.
- Cualquier alteración que se realice a la grifería invalidará la garantía.
- Le recomendamos la instalación por parte de personal cualificado.
- En nuevas construcciones se deben llenar los sifones de inodoros, lavabos y bidés de agua para evitar que la grifería se oxide por efecto de la subida de gases corrosivos. Se recomienda que el espacio esté muy aireado.
- Purgar las tuberías antes de la instalación para arrastrar la suciedad.
- Gracias a un cuidado periódico, se pueden evitar calcificaciones.
- Residuos de productos de aseo como jabón líquido, champú y gel de ducha, también pueden dañar los materiales.

- Please read these instructions carefully before starting installation and retain it for future reference. Please leave this instructions with the end user.
- Remove all packaging and check the product for missing parts and damages before starting the installation.
- Any alterations made to this product and its fittings may infringe the water regulations and will invalidate the guarantee.
- We strongly recommend the use of a qualified and registered plumber.
- In new buildings it is recommended to water fill the traps to ensure toxic gases do not corrode the surface of the taps. It is recommended that the room is well ventilated.
- Thoroughly flush through all pipe work prior to the installation of terminal appliances, e.g. Shower heads, taps, inlet valves, etc.
- Periodic cleaning and maintenance should be use to avoid the build up of damaging limestone deposits.
- Bathroom beauty products such as liquid soap, shampoo or shower gels may damage some materials.

- Lire attentivement cette notice avant de commencer l´installation.
- Vérifier si certaines pièces sont manquantes au abîmées.
- Toute altération qui sera effectuée à la robinetterie rendra invalide la garantie.
- Nous recommandons fortement l´installation du produit par du personnel qualifié.
- Dans le cas de constructions neuves, il faut mettre en eau les WC, lavabos et bidets pour éviter que la robinetterie s´oxyde à cause de gaz corrosif. Nous recommandons de laisser un espace très aéré.
- Purger les tuyauteries avant l´installation.
- Grâce à un entretien régulier, on peut éviter la formation de calcaire.
- Des résidus de produits de toilettes comme le savon liquide, le shampoing et le gel de douche peuvent également endommager les produits.

- Leia atentamente estas instruções antes de iniciar a instalação.
- Verifique o produto se ele estiver danificado ou se faltarem peças.
- Qualquer alteração que seja feita à torneira invalidará a garantia.
- Recomendamos a instalação por pessoal qualificado.
- Em novas construções devem –se colocar , sifões sanitários, pias e bidés , torneiras de água para prevenir a ferrugem devido ao aumento de gases corrosivos. Recomenda-se que o espaço seja muito arejado.
- Lavar os tubos antes da instalação para arrastar a sujidade.
- Com cuidados regulares, pode-se impedir a calcificação.
- Produtos de higiene pessoal, como sabonete líquido , champô e gel de banho, também pode danificar materiais.

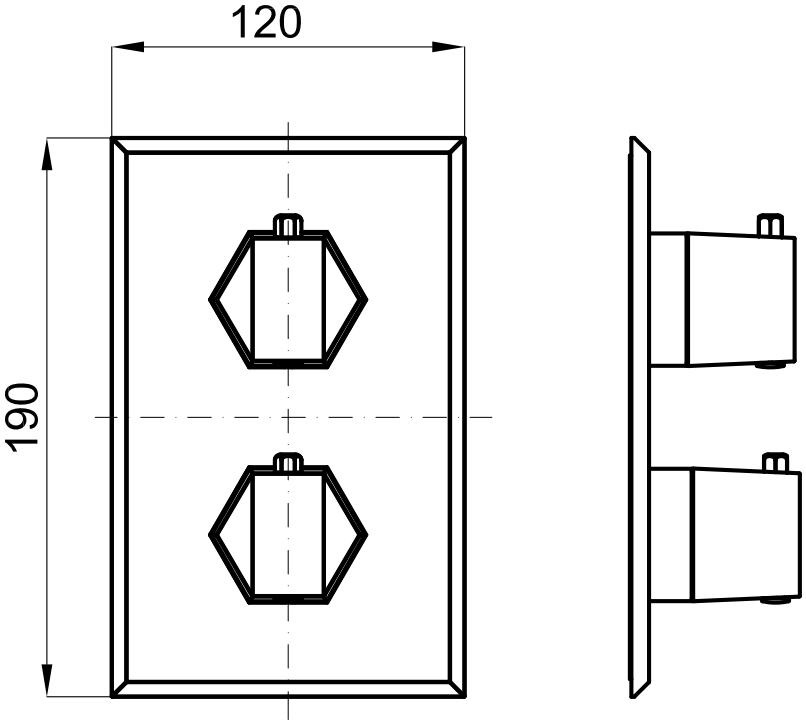
120
190

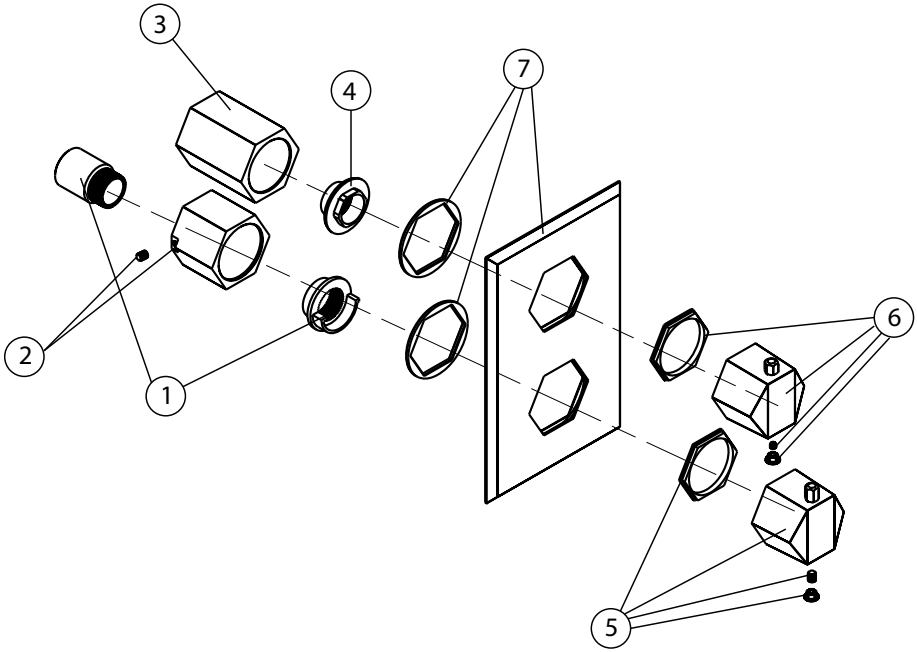

100156032 - N199999364

1	100144319 - N299999059
2	100159804 - N100000014
3	100159783 - N100000013
4	100144333 - N299999066
5	100159817 - N100000015
6	100159784 - N100000016
7	100159796 - N100000012

100164434 - N100000031

1	100144319 - N299999059
2	100170236 - N212500036
3	100169897 - N212500033
4	100144333 - N299999066
5	100170224 - N212500037
6	100170225 - N212500038
7	100169902 - N212500032


1


2

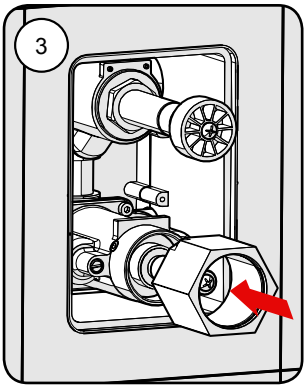
3


4

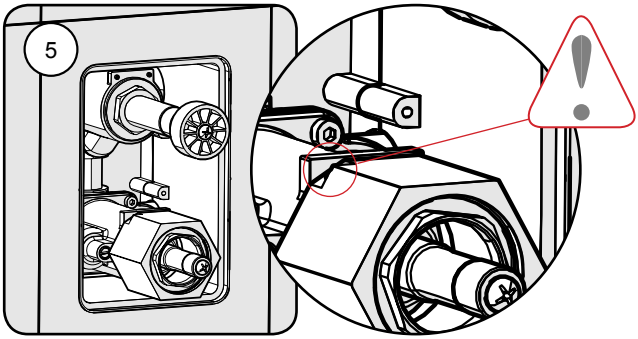
5


6

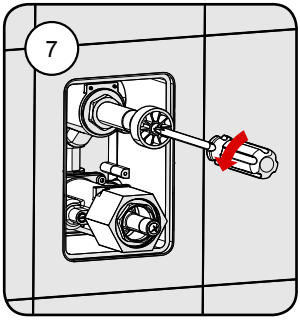
7

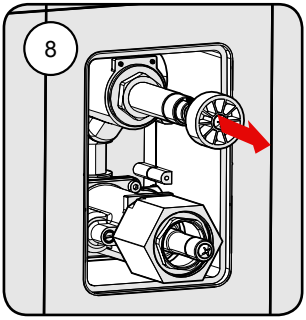
8

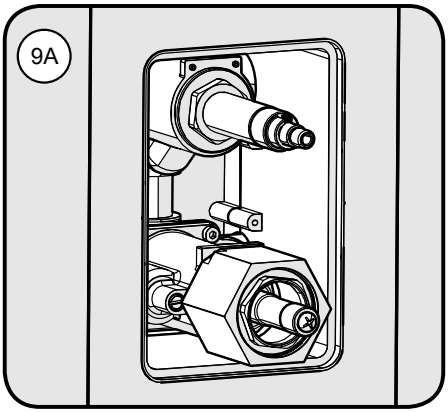
9A

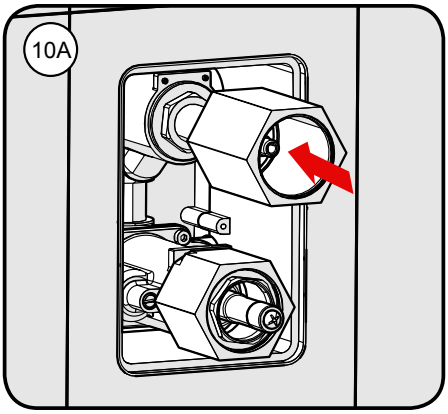
10A

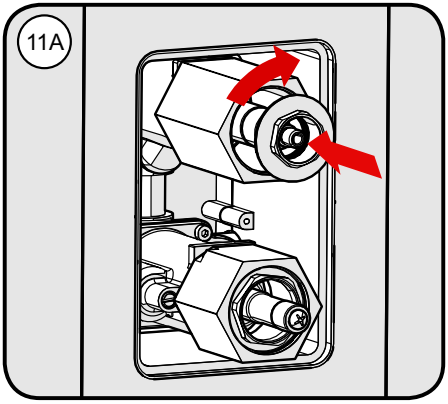
11A


12A

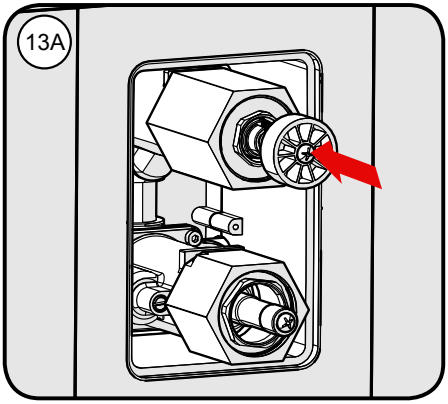
13A

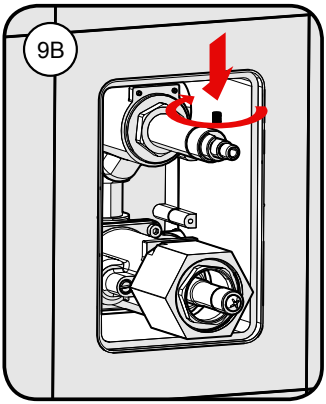
9B

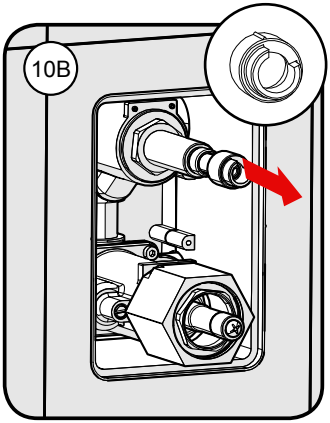
10B

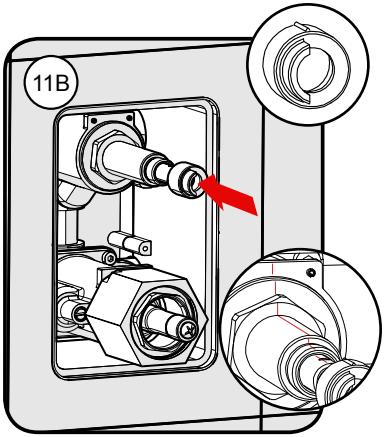
11B

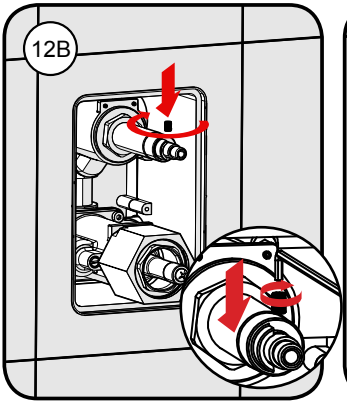
12B

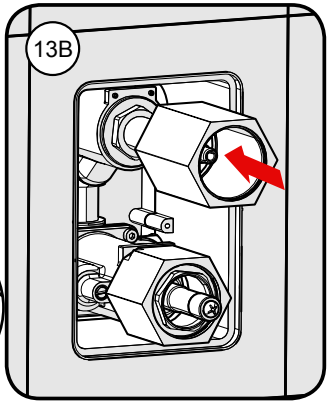
13B

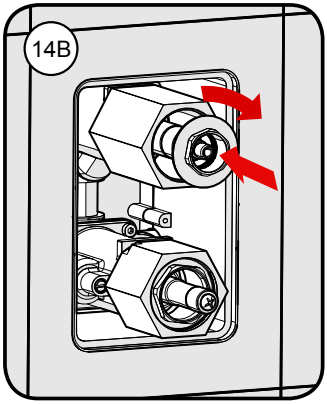
14B

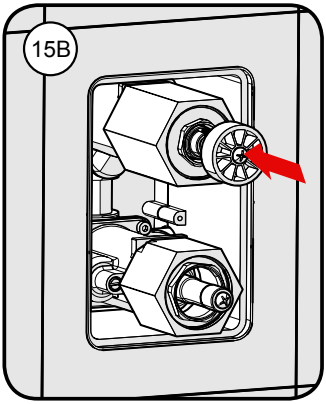
15B

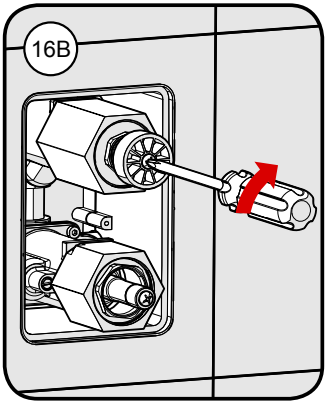
16B

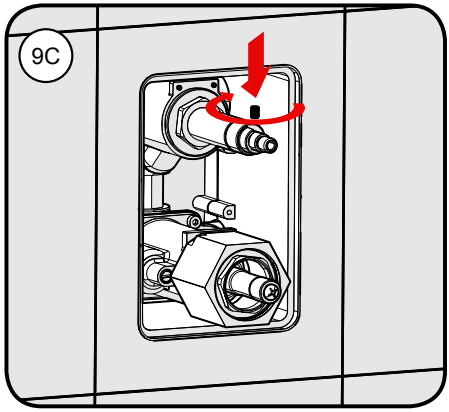
9C

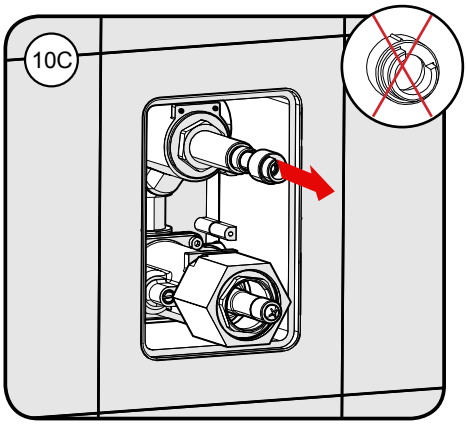
10C


11C

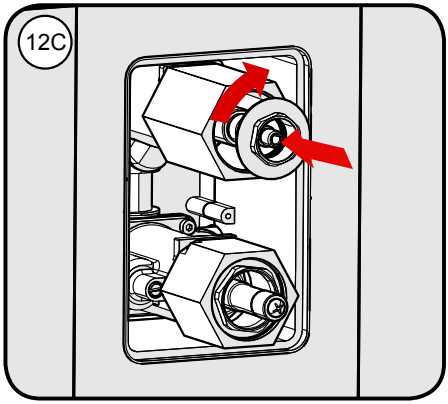
12C

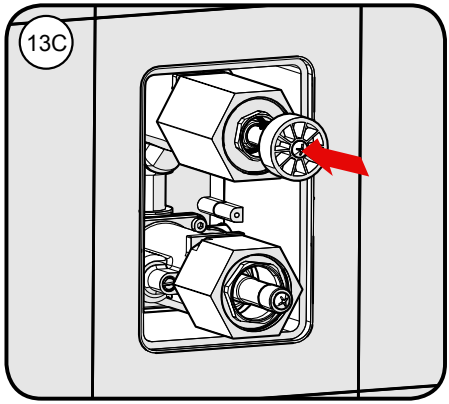
13C


14C

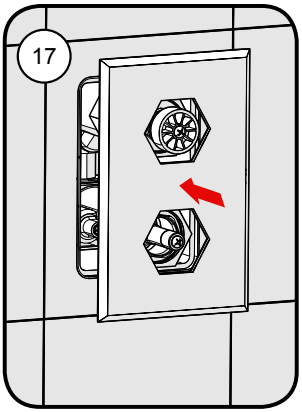
17


18

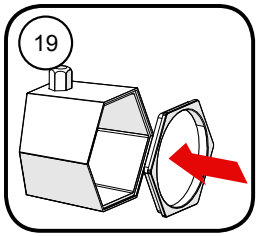
19

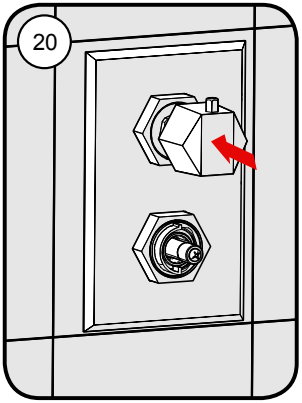
20

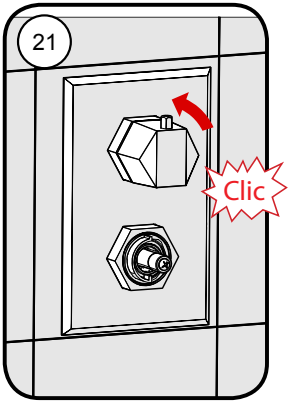
21
Clic


22


23

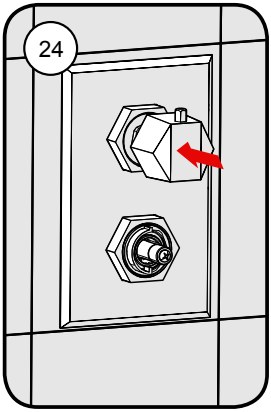
24

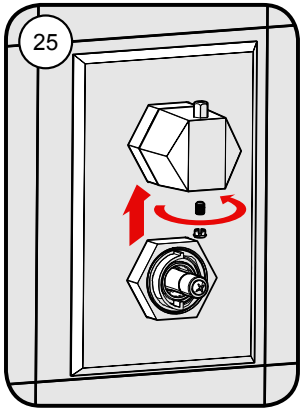
25

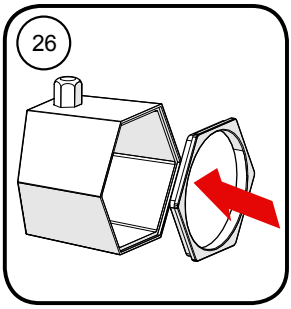

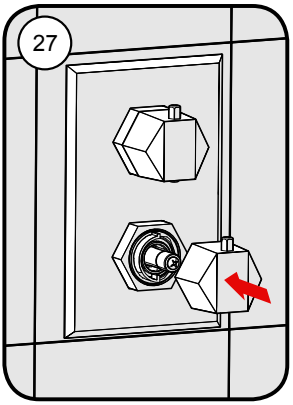

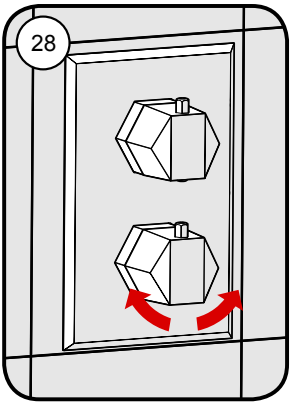

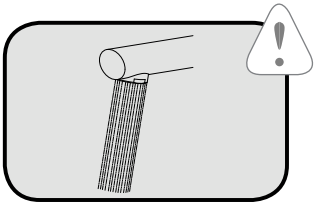

38º

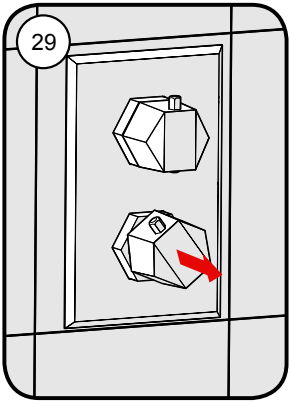

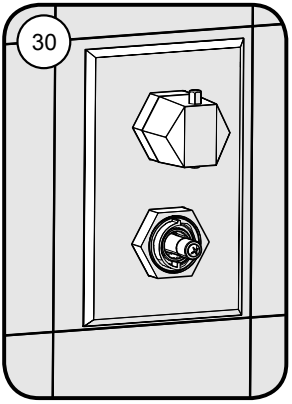

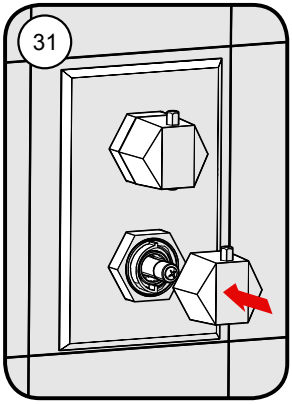



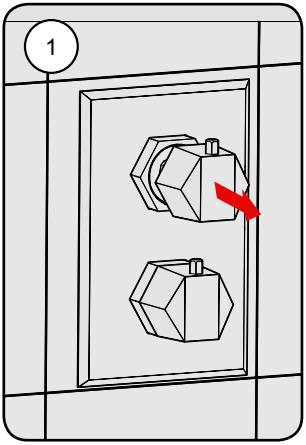
1


2

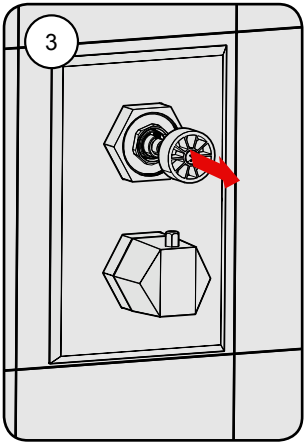
3

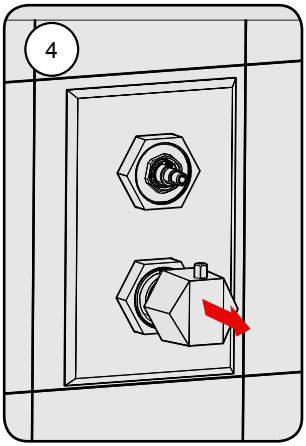
4

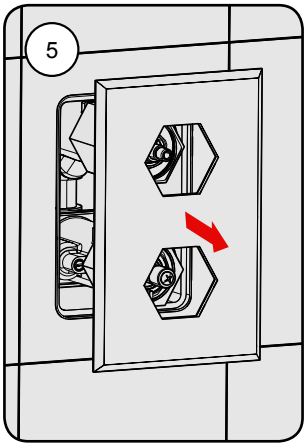
5


6

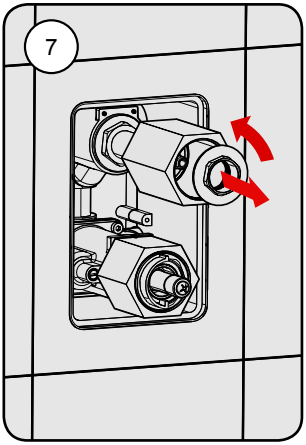
7

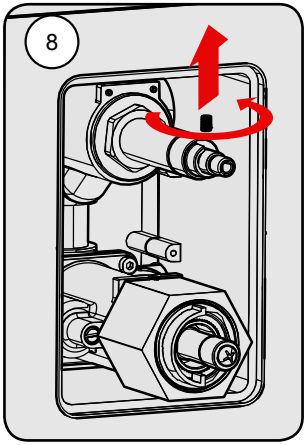
8

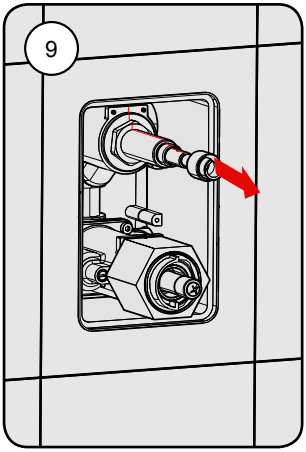
9

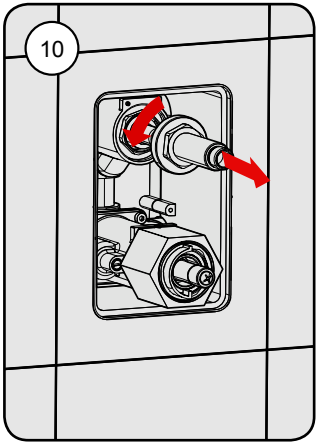
10


11

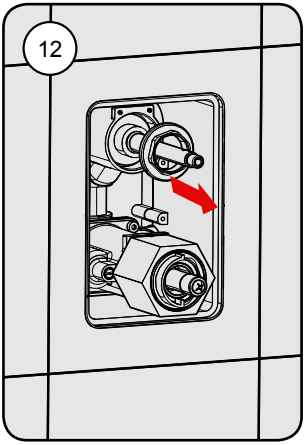
12


13

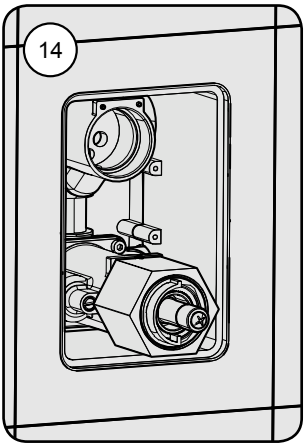
14

15

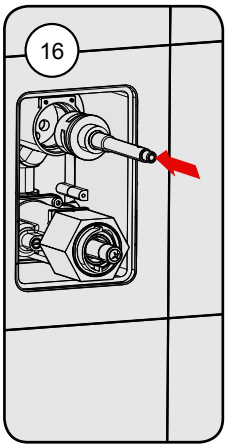
16

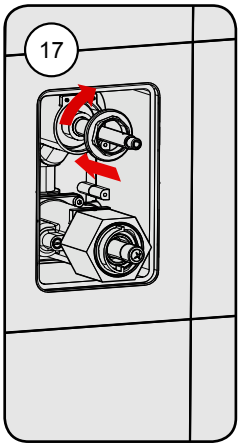
17

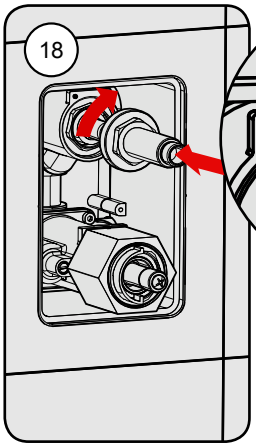
18

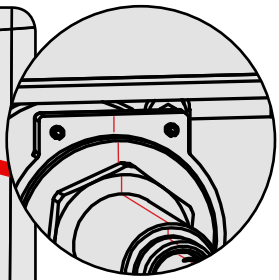

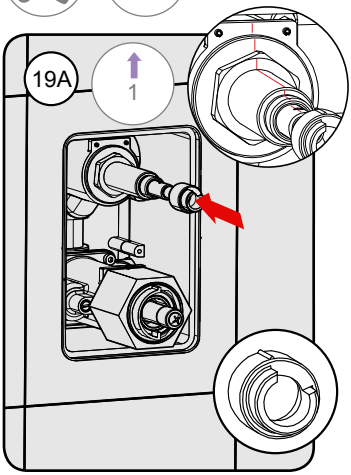
19A
1

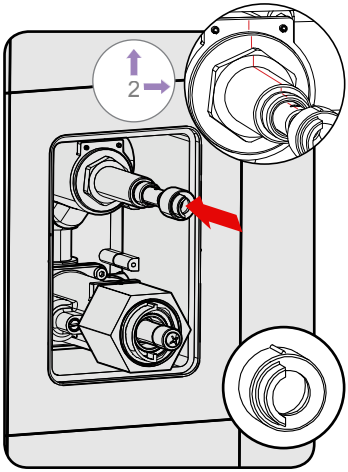
2


19C
3

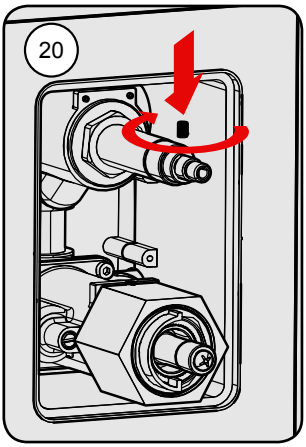
20

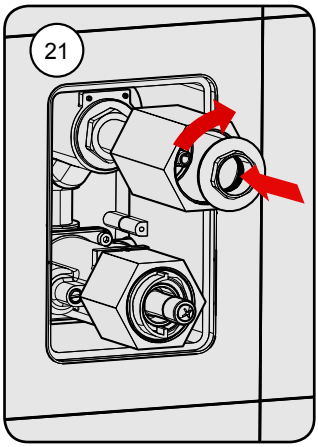
21

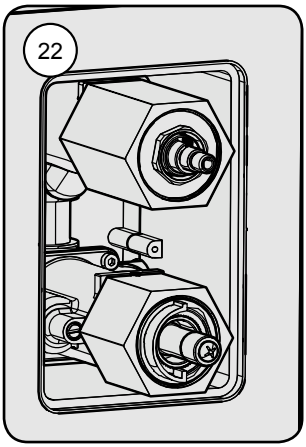
22


23

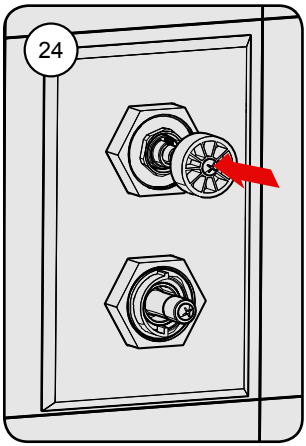
24


25

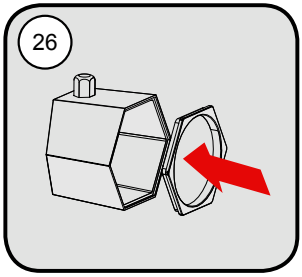
26


27


28
Clic


29


30


31


32

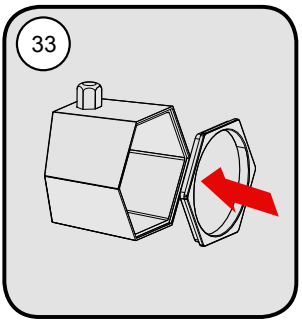
33

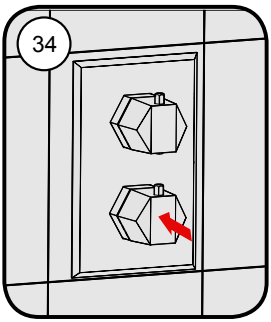
34

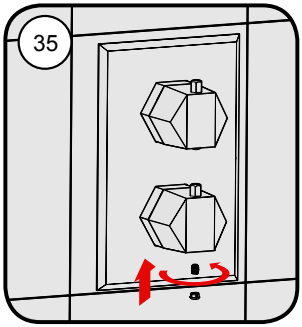
35

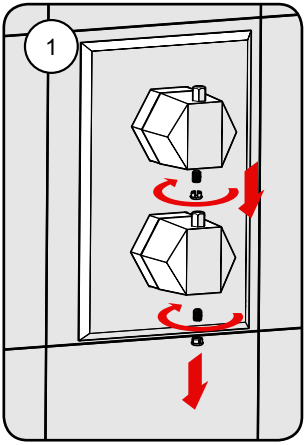
1

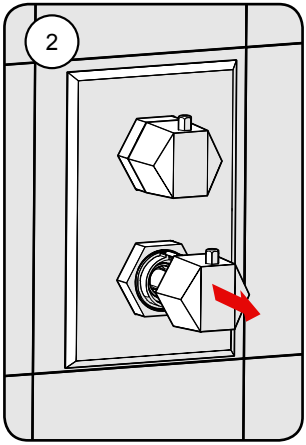
2


3

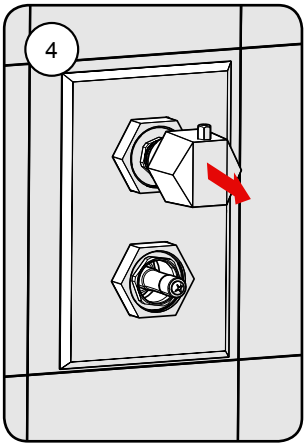
4

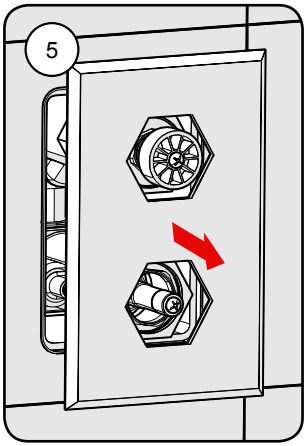
5

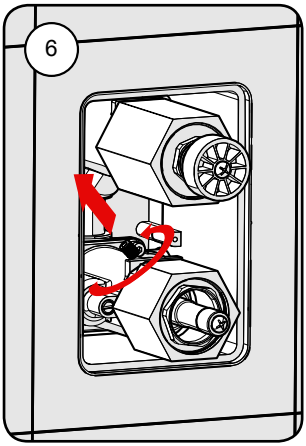
6

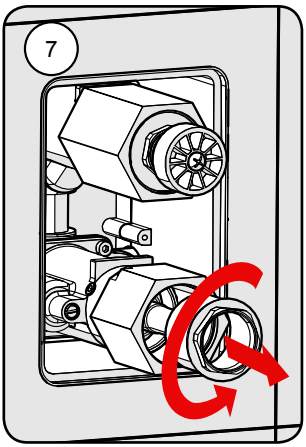
7

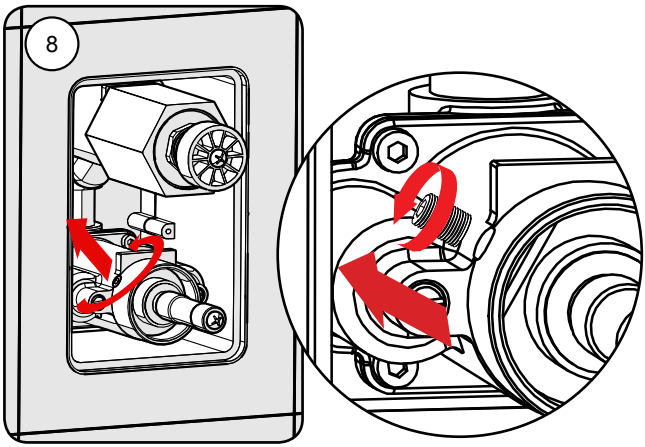
8

9

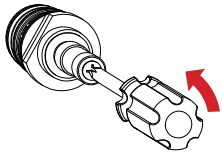

10

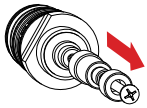

11

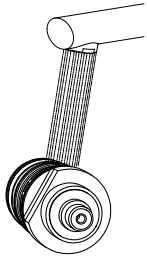

12

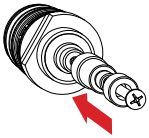

13



14

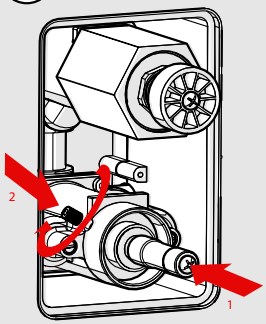

15

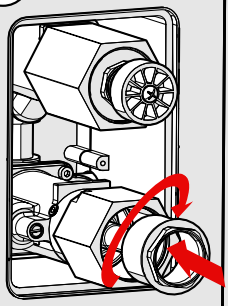

16

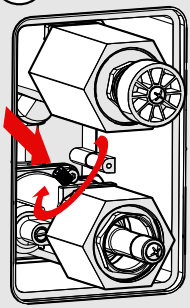

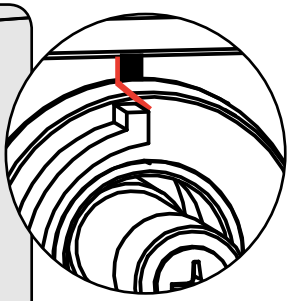


17
18
19
20

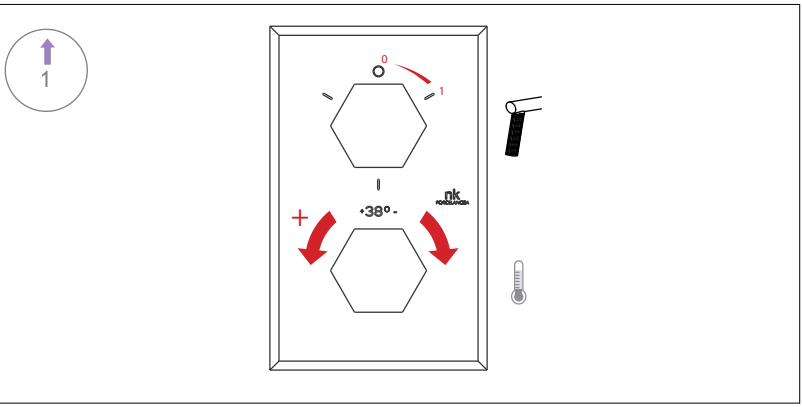
1
0
1
+38° -
+

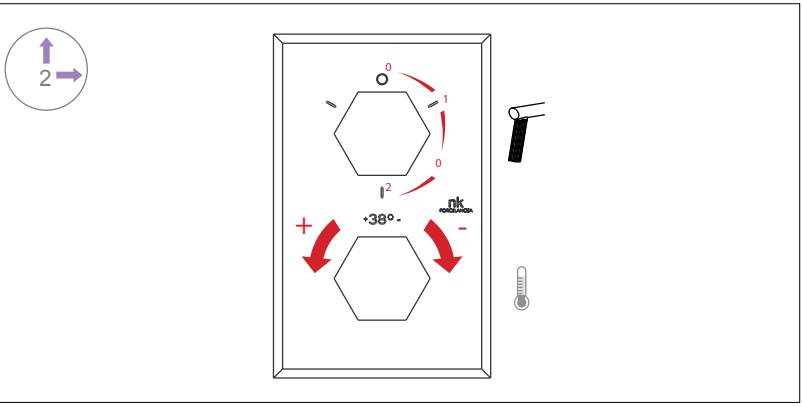
2
0
1
0
2
+38° -
+
-

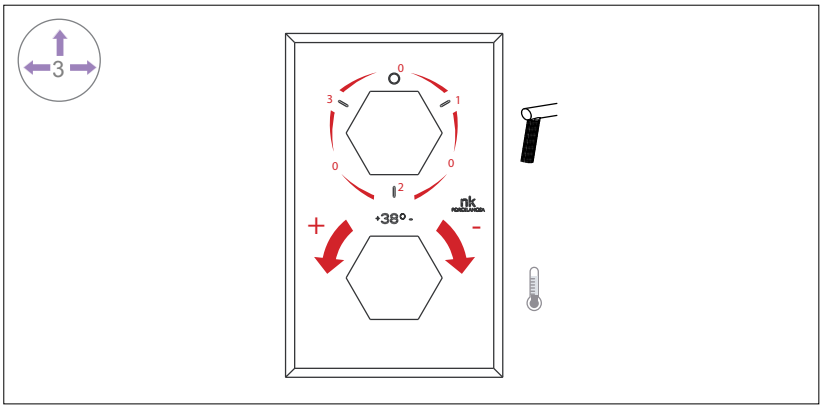

Min.-Max. 0,5 - 5 bar	Max. 70°C	Mixing system		
		Material		Brass
Max. 5 bar	3 bar	Coating	chrome	≥ 0,25 µm
			nickel	≥ 10 µm

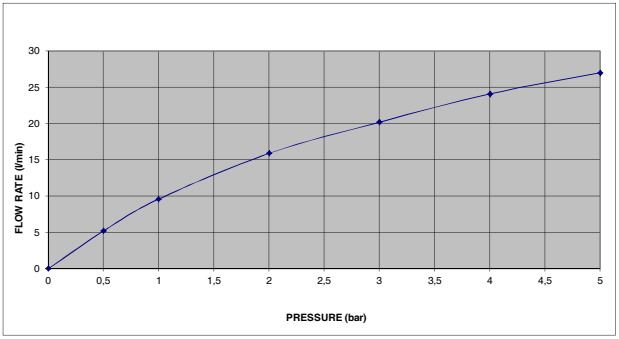

Pressure (Bar)	FLOW RATE (l/min)
0	0
0,5	5,2
1	9,6
2	15,9
3	20,2
4	24,1
5	27

GRIFERÍAS Y ACCESORIOS
En primer lugar, agradecerle la adquisición de productos Noken. Todos los productos Noken están fabricados con la confianza de dar un servicio fiable durante muchos años. Al igual que las griferías de otros fabricantes nuestros productos también exigen un cuidado apropiado y un mantenimiento que asegure a su baño una imagen impecable.

SUPERFICIE DE LAS GRIFERÍAS
Conforme a los requerimientos de la norma DIN EN 248 la capa de protección que habitualmente más se utiliza para la fabricación de las griferías se compone de metales como cromo, níquel, acero y latón, así como de otros para evitar la humedad. Antes de emprender la limpieza es necesario examinar con exactitud el tipo de superficie que se vaya a limpiar.

LIMPIEZA
Para la limpieza de las griferías y de los accesorios ha de tenerse en cuenta que:
- Para la limpieza periódica utilice agua caliente mezclada con jabón, si esto no es posible también puede usar geles o limpiadores líquidos, enjuagando siempre a fondo con agua limpia tras su uso.
- Aunque fueran empleados una sola vez, no debe utilizarse ningún producto que contenga ácido fosfórico, clorhídrico, muriático, fórmico o acético, ya que podrían producir daños considerables. Utilice un PH neutro.
- Secar los artículos tras cada sesión de limpieza y tras cada uso para evitar la acumulación de cal.

ADVERTENCIA
- Los productos de limpieza acentúan el deterioro en caso de que las superficies ya se encuentren dañadas.
- No mezcle limpiadores, las reacciones químicas pueden emitir gases tóxicos.
- No use estropajos agresivos ni limpiadores abrasivos.
- Bajo ningún concepto se debe utilizar para la limpieza de estas superficies lejías de blanquear con cloro.
- Únicamente deben utilizarse los productos de limpieza expresamente indicados por los fabricantes para cada tipo de superficie y acabado.

RECOMENDACIONES PARA LA LIMPIEZA Y CONSERVACIÓN DE GRIFERÍAS Y ACCESORIOS
- Lea primero las instrucciones del fabricante.
- La limpieza periódica reducirá la formación de cal y suciedad.
- Los productos de limpieza no debe emplearse durante más tiempo del necesario.
- Si utiliza productos de limpieza con pulverizador, no pulverice directamente sobre la grifería y los accesorios, aplíquelo sobre un paño o una esponja. El líquido pulverizado podría introducirse por los huecos y grietas de la grifería y los accesorios pudiendo causar daños irreversibles.
- Si el grifo gotea puede causar manchas y placas de cal, por favor asegúrese de que quede correctamente cerrado.
- Si es necesario puede usar su limpiador anti-cal habitual, pero lea primero las instrucciones del fabricante y tras su uso enjuague siempre la grifería con agua limpia.
- Para proteger la mecánica de la grifería y alargar la vida útil de ésta, Noken recomienda la instalación de llaves de paso con filtros.

CLÁUSULA REFERENTE A LA GARANTÍA
No respetar las indicaciones de mantenimiento puede tener como consecuencia la invalidación de la garantía.

BRASSWARE AND ACCESSORIES
First of all we thank you for buying our products which are manufactured to the highest standards. However in common with other products our brassware requires the correct cleaning and periodic maintenance.

BRASSWARE SURFACES
As stated in the norm DIN EN 248 the materials used to plate brassware are Chrome, Nickel, stainless steel, brass and others to leave a superior, easy to clean, pleasing finish. Before cleaning please check the material used and only use a suitable cleaner.

CLEANING
To clean brassware and accessories please note the following recommendations.
- For regular cleaning only use warm soapy water, if this is not possible use soft non abrasive gels or similar cleaning products, rinse thoroughly and polish with a soft cloth.
- Please avoid the use of harsh or abrasive products such as scouring powders, those products with phosphoric acid, hydrochloric acid, formic acid or acetic acid that could badly damage the product. Please only use PH neutral products.
- Dry the items after each cleaning sesion and after every use to avoid limestone appearance.

WARNING
- Cleaning materials will only worsen already damage product.
- Do not mix cleaning products, the chemical reactions can emit toxic fumes and react badly with product surfaces.
- Do not use harsh or abrasive cloths, pads or cleaning products.
- Do not use bleach or other chlorine based cleaning products.
- Only use suitable cleaning products as recommended for each product he cleaning products only make worse the surfaces if those are already damages.

RECOMENDATIONS FOR THE CLEANING AND PRESERVATION OF BRASSWARE AND ACCESSORIES
- Read the manufacturers instructions.
- To protect the brassware, internal mechanism and to extend the life of the product it is recommended in line with “best practice“ to install isolation valves and in line filters.
- Regular cleaning to reduce lime scale and soap residue build up.
- Do not leave these products in contact with the product surface longer than the manufacturer’s recommendations and rinse thoroughly with clean water.
- Do not spray cleaning products directly onto the product surface, spray onto a soft cloth and then apply to the product. Spraying directly onto the product can lead to cleaning fluids being drawn into the products through capillary action causing irreversible damage.
- If a tap is left dripping it may lead to staining and lime scale build up. Please ensure taps are correctly turned off after use.

GUARANTEE CLAUSE
- Failure to comply with the maintenance instructions may invalidate the guarantee.

ROBINETTERIES ET ACCESSOIRES
Tout d'abord, nous tenons à vous remercier pour avoir choisi un produit Noken. Tous nous produits sont fabriqués dans le but de donner un service fiable durant de nombreuses années. Pour assurer une image impeccable de votre salle de bains, nos robinetteries, comme celles d'autres fabricants, nécessitent un soin et un entretien approprié.
LES SUPERFICIES DES ROBINETTES
Conformément aux exigenences de la norme DIN EN 248, la couche de protection qui s'utilise le plus souvent pour la fabrication des robinetteries se compose de métaux tels que le chrome, le nickel, l'acier et le laiton ainsi que certains autres pour éviter l'humidité. Avant de commencer l'entretien, il est nécessaire d'examiner avec exacitude le type de superficie qui se nettoiera.
ENTRETIEN
Pour l'entretien des robinetteries et des accessoires, il faut prendre en compte certains détails:
- Pour l'entretien régulier, utiliser de l'eau chaude mélangée avec du savon. Si ce n'est pas possible, on peut utiliser des gels ou des produits d'entretien liquides, en rinçant toujours intesément avec de l'eau propre aprés usage.
- Ne pas utiliser de produits contenant de l'acide phosphorique, chlorhydrique, muriatique, formique ou acétique, même une seule fois, vu qu'ils pourraient occasionner des dégâts considérables. Utilisser un Ph neutre.
- Séchez les articles apreés chaque session de nettoyage et apres chaque utilisation pour eviter l'accumulation du calcaire.
AVERTISSEMENT
- Les produits d'entretien accentuent la détérioration dans le cas oú les surfaces se trouvent déjà endommagées.
- Ne pas mélanger les produits d'entretien ensemble. Les récreation chimiques peuvent émettre des gaz toxiques.
- Ne pas utiliser d'éponges métalliques agressives ni de produits d'éntretien abrasifs.
- Sous aucun prétexte il ne faut utiliser d'eau de javel à blanchir avec du chlore pour nettoyer ces superficies.
- Il faut seulement utiliser les produits d'entretien expréssement indiqués par les fabricants pour chaque type de superficie et de finition.
RECOMMMENDATIONS POUR L'ENTRETIEN ET LA CONSERVATION DES ROBINETTERIES ET DES ACCESSOIRES
- Lire avant tout la notice du fabricant.
- L'entretien régulier réduira la formation de calcaire et de saletés.
- Les produits d'entretien ne doivent pas s'utiliser plus longtemps que le temps recommendé.
- Si on utilise des produits d'entretien avec pulvérisateur, ne pas l'appliquer directement sur la robinetterie ou les accessoires mais sur un chiffon ou une éponge. Le liquide pulvérisé pourrait s'introduire dans les creux et les fentes de la robinetterie et des accessoires, pouvant causer desdommages irréversibles.
- Si la robinnetterie goutte, elle peut causer des tâches de calcaire. Il faut s'assurer que le robinetterie suit fermée correctement après chaque usage.
- Si nécessaire, vous pouvez utiliser votre produit anti-calcaire habituel, mais lisez d'abord la notice du fabricant et aprés usage, rincez toujours la robinetterie l'eau claire.
- Pour protéger le mecanisme interne de la robinetterie et allonger la vie utile de cette-ci, Noken recommande l'installation de robinets d'arrêt avec le filtre.
CLAUSE DE LA GARANTIE
Ne pas respecter les indications d'entretien peut avoir comme conséquence l'invalidation de la garantie.

TORNEIRAS E ACESSÓRIOS
Em primeiro lugar, obrigado pela compra de produtos Noken. Na Noken Todos os produtos são feitos com a confiança necessária para dar um serviço de confiança por muitos anos. Como outros produtos de fabricantes acessórios também precisam de cuidados e manutenção adequada para garantir que a sua casa de banho apresente um aspecto impecável

SUPERFÍCIE DAS TORNEIRAS
De acordo com os requisitos da norma DIN EN 248 camada protetora que é MAIS COMUM utilizar para a fabricação de acessórios incluem metais como cromo, níquel, aço e latão, bem como outros para evitar a humidade. Antes de proceder à limpeza é necessário examinar exactamente o tipo de superfície a ser limpa.

LIMPEZA
Para a limpeza de torneiras e acessórios deve- se ter em atenção:
- Apesar de terem sido utilizadas apenas uma vez, todos os produtos que contêm fosfóro, clorídrico, muriático, ácido fórmico ou ácido acético, uma vez que podem causar danos consideráveis não devem ser usados. Use um PH neutro.
- Embora os funcionários foram uma vez, qualquer produto que contenha fosfórico, clorídrico, muriático, ácido fórmico ou acético, pois podem causar danos consideráveis não deve ser usado. Use um PH neutro.
- Seque os artigos depois de cada sessão de limpeza e depois de cada utilização para evitar a acumulação de calcário.

ATENÇÃO
- Produtos de limpeza acentuam a deterioração se as superfícies já estão danificados.
- Não misture produtos de limpeza, as reações químicas podem emitir gases tóxicos.
- Não utilize esfregões abrasivos ou produtos de limpeza abrasivos.
- Sob nenhuma circunstância deve ser usado para limpar essas superfícies Líxivias.
- Deve-se utilizar unicamente produtos de limpeza expressamente indicados pelo fabricante para cada tipo de superfície e acabamento .

RECOMENDAÇÕES PARA LIMPEZA E CONSERVAÇÃO DE TORNEIRAS E ACESSÓRIOS
- Leia as instruções do fabricante em primeiro lugar.
- A limpeza regular irá reduzir o calcário e sujidade.
- Produtos de limpeza não devem ser utilizados mais do que o necessário.
- Se usar um spray de limpeza, não pulverize diretamente na torneira e acessórios, aplicar num pano ou esponja. O spray líquido pode-se introduzir através dos furos e ranhuras dos equipamentos e pode causar danos irreversíveis.
- Em caso de vazamento de torneira pode causar manchas e placas de calcário, por favor, certifique-se que está bem fechada.
- Se necessário, pode utilizar o produto de limpeza anti-calcáreo usual , mas devem –se ler as instruções do fabricante em primeiro lugar e só depois utilizar , lavar sempre a torneira com água limpa.
- Para proteger a mecânica da torneira e prolongar a vida útil da mesma, Noken recomenda a instalação de válvulas com filtros.

Cláusula relativa à GARANTIA
Não seguir as instruções de manutenção pode resultar na anulação da sua garantia.

Noken design s.a. garantiza sus griferías cromadas por un período de 5 años a partir de la fecha de compra, a excepción de las partes electrónicas y los componentes internos, tales como cartuchos cerámicos, monturas cerámicas y cartuchos termostáticos, que será de dos años.

Para las griferías cuyos acabados y superficies no sean en acabado cromado la garantía será de dos años a partir de la fecha de compra.

Las griferías que durante este período tuvieran algún problema por defectos patentes de materiales o fabricación, les serán sustituidos al cliente. Para que dicha garantía surta efecto, es imprescindible que los defectos encontrados sean comunicados inmediatamente por escrito a noken design s.a. durante el período de garantía a fin de determinar las causas. Así como el material reclamado deberá ser remitido franco fábrica, adjuntando la etiqueta de garantía o factura de compra. El material será repuesto por noken design s.a. siempre que, previa comprobación y verificación por el departamento de calidad, se confirme la veracidad del supuesto defecto.

La garantía no cubre los desperfectos ocasionados por un mal transporte ajeno al fabricante, negligencias en el uso o mantenimiento indebido, averías ocasionadas por un esfuerzo o manipulación indebida, cuidados insuficientes o modificaciones y reparaciones realizadas por terceros sin nuestro consentimiento escrito o por causa de fuerza mayor o causa fortuita.

La presente garantía excluye de toda responsabilidad a noken design s.a. de las consecuencias derivadas del mal funcionamiento o de una instalación incorrecta de nuestros fabricados y no reconoceremos ninguna reclamación por gastos derivados de las mismas, así como tampoco demanda alguna por daños y perjuicios.

La presente garantía no cubre el desgaste de las piezas por un uso normal.

Esta garantía tendrá vigor siempre y cuando se hayan seguido los pasos indicados en las instrucciones de montaje y mantenimiento.

Noken design s.a. guarantees all its chrome plated ranges of mixers and taps for a period of 5 years from the date of purchase against defect of work or materials, except for the electronic parts and the internal components such as ceramic cartridges, headworks and thermostatic cartridges which are guaranteed for a period of 2 years.

For all mixers and taps with a different finish other than chrome plated, the guarantee offered is 2 years from the date of purchase.

In the unlikely event the product fails within the guarantee period, noken design s.a. offers a free replacement part (or nearest equivalent), if proved to noken design s.a. satisfaction that the defect has been caused before delivery. Full details of any defect need to be notified immediately in written to noken design s.a. The goods in which the defect arises are returned at the purchaser´s expense to noken design s.a. and the guarantee label or purchase invoice need to be included.

The guarantee does not cover transport damages and is only offered on all products that have been used for their normal purpose. The guarantee does not apply to any products that have been misused or abused in any way.

Liability is limited to individual products and does not cover consequential loss or damage on installations.

The guarantee does not cover general tear and wear.

The guarantee is only offered when products are installed and cared for in line with our fitting and maintenance instructions.

Noken design s.a. garantit ses robinetteries chromées pendant une période de 5 ans à partir de la date d'achat, exception faite des parties électroniques et des composants internes, comme les cartouches céramiques, les têtes céramiques et les cartouches thermostatiques, qui sont garantis 2 ans.

Dans le cas des robinetteries dont les finitions et superficies ne sont pas en chrome, la garantie sera de 2 ans à partir de la date d'achat.

Les robinetteries qui souffriraient d'un défaut matériel ou de fabrication pendant cette période, seront remplacées au client. Pour que cette garantie prenne effet, il est indispensable que les défauts rencontrés soient immédiatement comuniqués par écrit à noken design s.a. pendant la période de garantie afin d'en déterminer les causes. Ensuite, le matériel défectueux devra être renvoyé franco usine en y ajoutant l'étiquette de garantie ou la facture d'achat. Le matériel sera remplacé par noken design s.a., seulement si notre service de qualité confirme l'existence du supposé défaut après vérification et analyse technique.

La garantie ne couvre pas les imperfections ocasionées par un mauvais transport (fabricant non responsable), négligence lors de l'utilisation ou entretien inadapté, fuites ocasionées par un ffort ou une manipulation impropre, soins insuffisants ou modifications ou réparations réalisées par des tiers sans notre accord écrit ou pour cause de force majeure ou cause fortuite.

Cette garantie exclut noken design s.a. de toute responsabilicé concernant les conséquences dérivées du mauvais fonctionnement ou d'une installation incorrecte de nos produits et nous n'accepterons aucune réclamation de coûts dérivés de celles-ci ainsi qu'aucune demande de dommages et intérêts.

Cette garantie ne couvre pas non plus l'usure des pièces lors d'un usage normal.

Cette garantie entre en vigueur seulement si la démarche indiquée et les instructions d'installation et d'entretien aient été suivies.

Noken desing S.A dá garantia às suas torneiras cromadas, por um período de 5 anos a partir da data da compra, exceto em peças e componentes eletrónicos internos, tais como cartuchos cerâmicos, monturas cerâmicas e cartuchos termosestáticos, que será de dois anos.

Para acabamentos e acessórios cujas superfícies não estão em garantia, o acabamento cromado será de dois anos a partir da data da compra.

Os acessórios que durante este período tiverem algum problema ou defeitos de fabrico, serão substituídos ao cliente. Para que esta garantia tenha efeito, é imperativo que os defeitos encontrados sejam imediatamente notificados por escrito à Noken Design S.A durante o período de garantia para determinar as causas. O material deve de reclamação deve ser enviado à fábrica, juntamente com o comprovativo de garantia ou fatura de compra. O material deve ser reposto pela Noken Design S.A desde que, após a verificação por parte do departamento de qualidade, seja confirmada a veracidade do defeito.

A garantia não cobre danos causados por mau transporte alheio ao fabricante , má utilização ou manutenção incorreta, danos causado pelo esforço ou manutenção inadequada, cuidados inadequados ou modificações e reparos por terceiros sem o nosso consentimento por escrito ou por motivo de força maior ou causa fortuita.

Esta garantia exclui qualquer responsabilidade à Noken Design das consequências do mau funcionamento ou de uma instalação incorrecta dos nossos produtos e não aceitaremos nenhuma reclamação derivadas das mesmas, nem qualquer pedido de indeminização.

Esta garantia não cobre o desgaste normal de peças para uso normal.

Esta garantia será eficaz desde que tenham seguido as etapas das instruções de montagem e manutenção.

[redacted]